



HABRAGHAT MAHAVIDYALAYA, KRISHNAI

DVV

For NAAC Accreditation Cycle-3

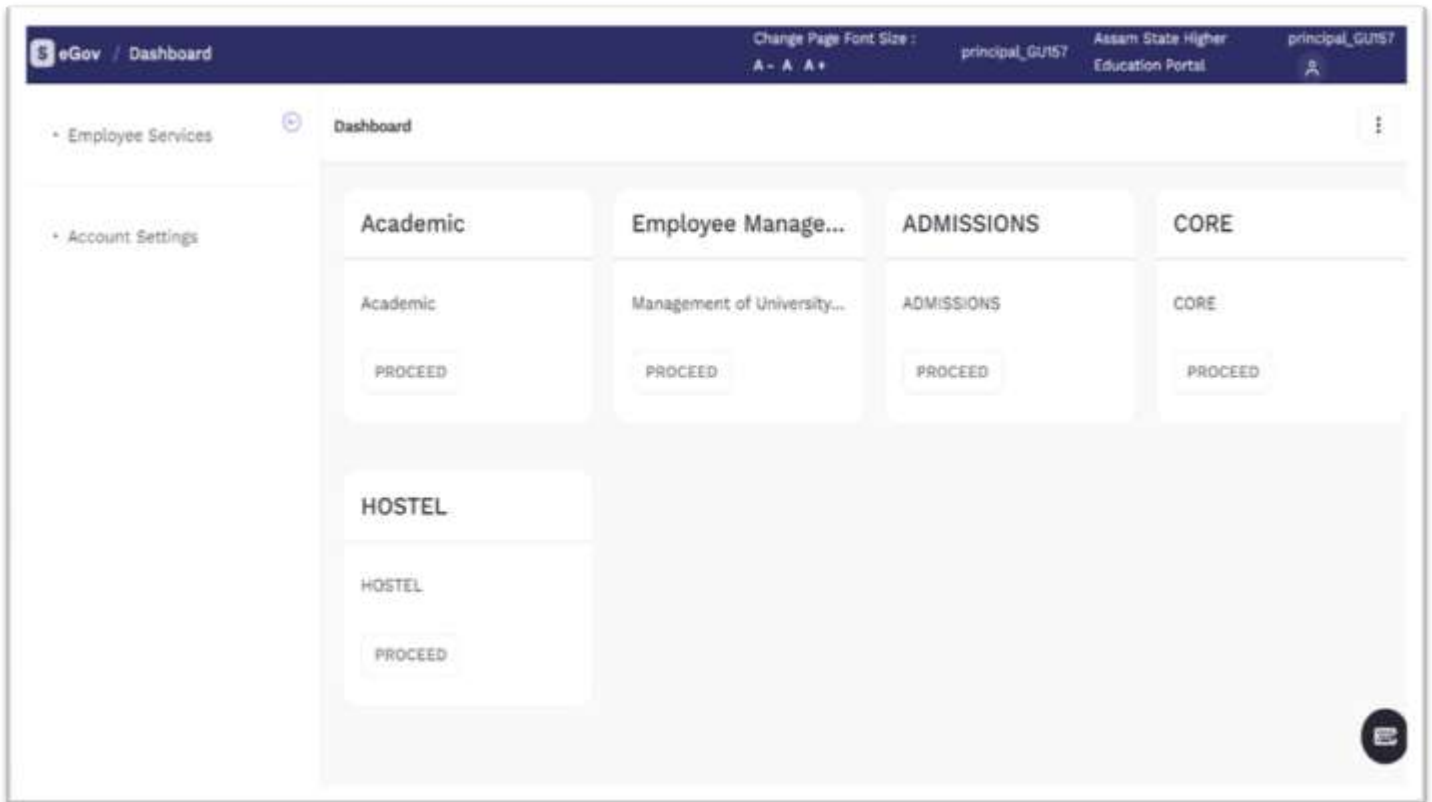
CRITERION-VI

Governance, Leadership and Management

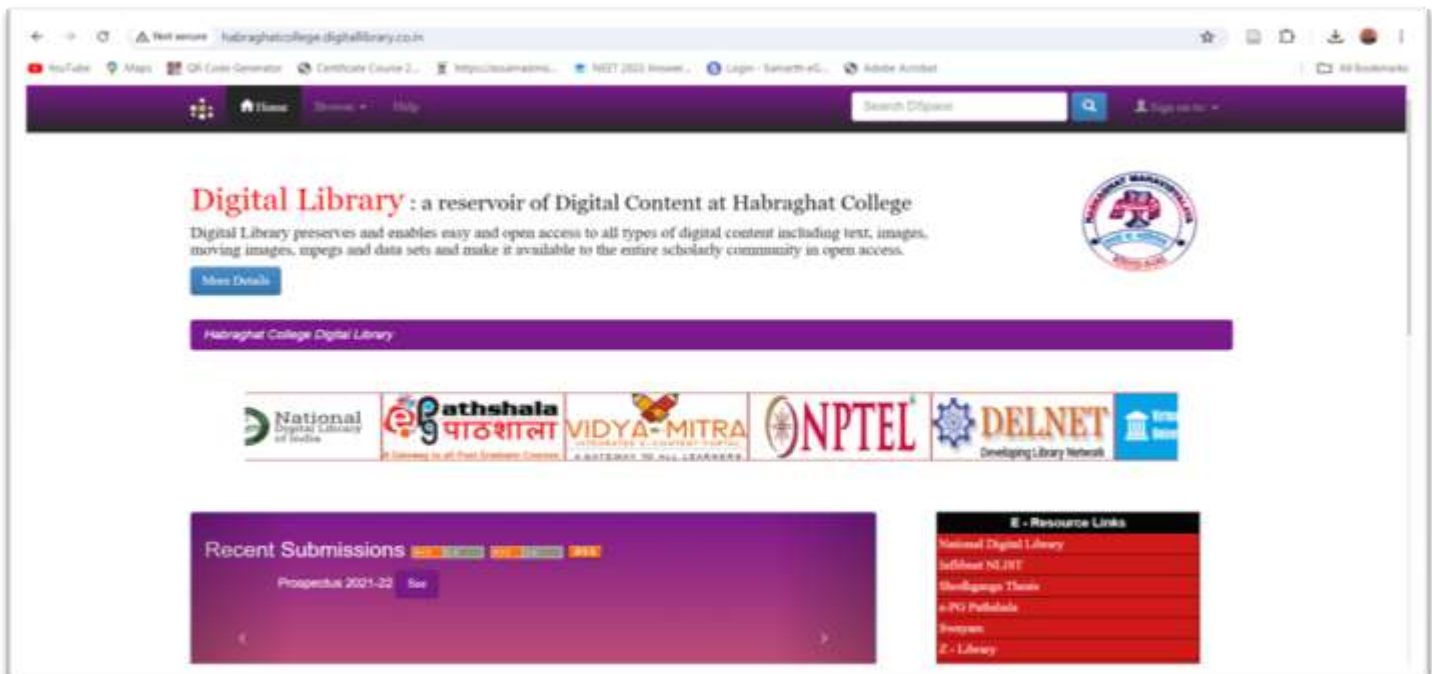
6.2.2: Institution implements e-governance in its operations

Administration

The screenshot displays the website of Habraghat Mahavidyalaya. At the top left is the college logo. The header includes the name 'HABRAGHAT MAHAVIDYALAYA' and a navigation menu with links for 'Programmes', 'Faculty Members', 'NAAC', 'SSR', 'Photo', 'Downloads', 'IQAC', and 'Contact Us'. A large banner image shows a group of students in traditional attire performing on a stage, with the text 'Moment Cultural Programme of College Week' overlaid. Below the banner is a 'Click here for Online Admission' link. The main content area is titled 'Welcome to Habraghat Mahavidyalaya' and is divided into three columns: 'PRINCIPAL'S COLUMN', 'MISSION', and 'NOTICE BOARD'. The 'PRINCIPAL'S COLUMN' contains a paragraph about the college's history. The 'MISSION' column states the college's purpose. The 'NOTICE BOARD' lists recent announcements, including a fee waiver and a merit list for B.A. 1st Sem 2024-25.



Finance and Accounts



ipgubd03@assam@gov.in | 1800 832 8321

FinAssam
Finance Department, Govt. of Assam

Home Modules Budget Execution Reports Dashboard Login Contact us

Login

Username *

Username is a required field.


Password *

6cb6 Captcha


LOGIN

[Forgot your password?](#)

pending transaction fee or any other payment. Reimbursement service through MMLSAY portal does not require any transaction fee etc. Stay vigilant an



AYUSHMAN ASOM
Mukhya Mantri Lok Sevak Arogya Yojana




Do you require any assistance?

Call us on MMLSAY toll free number
1800-309-3945



Medical reimbursement under MMLSAY is done under COVID cases of Assam.
[Click here to view details](#)

Beneficiary Login/Registration
Applicable for Assam state government employees and pensioners.
[CLICK HERE](#)

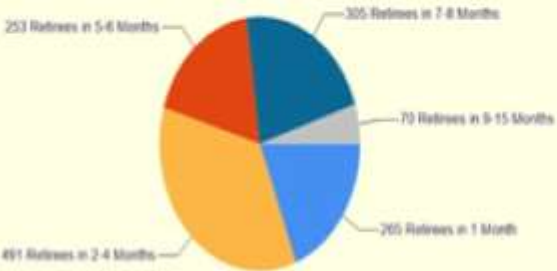
GOVERNMENT OF ASSAM - ADMINISTRATIVE REFORMS, TRAINING, PENSION AND PUBLIC RELATIONS DEPARTMENT




Kritagyata
Pension Sanction & Payment Tracking System
(Developed under Bheeshatya Platform)

About Us Asoal Officers List FAQs Contact Us Photo Gallery Video Tutorial **Handbook of Pension** Registration Login



Retirees	Time Period
451	Retirees in 2-4 Months
253	Retirees in 5-6 Months
305	Retirees in 7-8 Months
70	Retirees in 9-15 Months
205	Retirees in 1 Month

	56	Department
	8963	Offices
	2744	Active HOOs
	1384	Retiring Employees
Retirees Registered	Proposals Submitted by HOOs	PPO Issued

Student Admission and Support



HABRAGHAT MAHAVIDYALAYA
Programmes • Faculty Members • NAAC • SSR • Photo Downloads • IQAC • Contact Us

Moment Cultural Programme of College Week

[Click here for Online Admission](#)

Welcome to Habraghat Mahavidyalaya

PRINCIPAL'S COLUMN

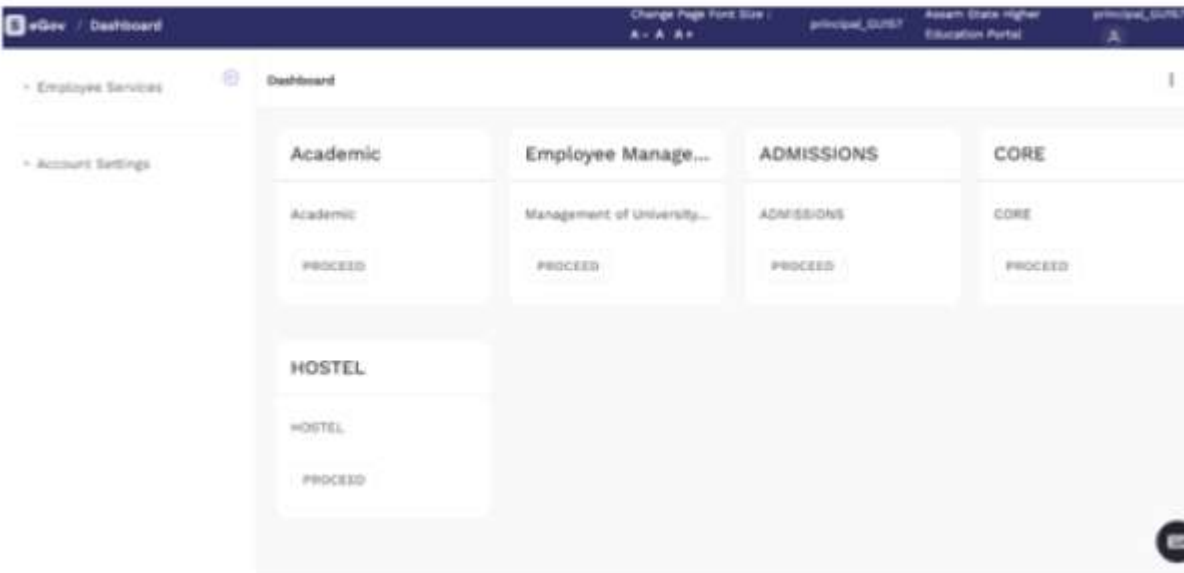
Habraghat College, known as Habraghat Mahavidyalaya dedicated to the glorious memory of "Habraghat Pargana" a revenue village of the erstwhile Bijni Raj State, was formally inaugurated on the auspicious day

MISSION

Habraghat Mahavidyalaya, Krishin is a rural college that was established in 1979 with the mission of catering to the needs of higher education to the students predominantly belonging to minority, S.C.,

NOTICE BOARD

- Return of Fee to the Fee Waiver Candidates of B.A. 1st Sem 2024-25
- 2nd Merit List for Admission into B.A. 1st Sem (FYUGP) 2024-25.



vGov / Dashboard

Change Page Font Size: principal_02057 Assam State Higher Education Portal principal_02057

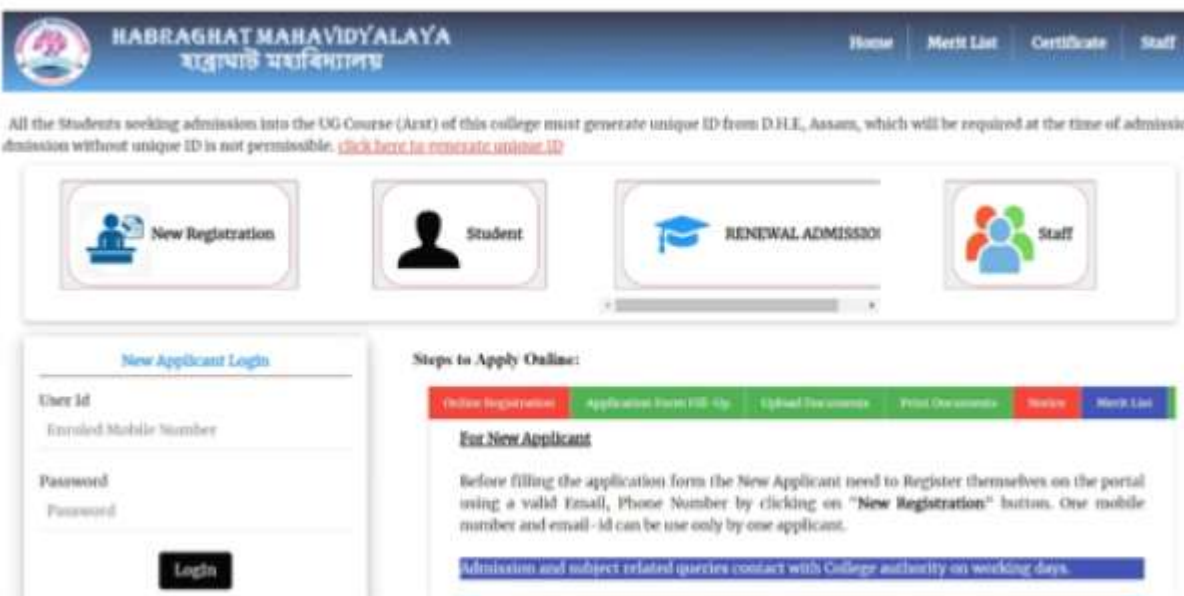
- Employee Services
- Account Settings

Academic	Employee Manage...	ADMISSIONS	CORE
Academic	Management of University...	ADMISSIONS	CORE
PROCEED	PROCEED	PROCEED	PROCEED

HOSTEL

HOSTEL

PROCEED



HABRAGHAT MAHAVIDYALAYA
হাব্ৰাগাট মহাবিদ্যালয়

Home Merit List Certificate Staff

All the Students seeking admission into the UG Course (Arst) of this college must generate unique ID from D.F.E, Assam, which will be required at the time of admission without unique ID is not permissible. [click here to generate unique ID](#)

New Registration

Student

RENEWAL ADMISSION

Staff

New Applicant Login

User Id

Entered Mobile Number

Password

Password

Login

Steps to Apply Online:

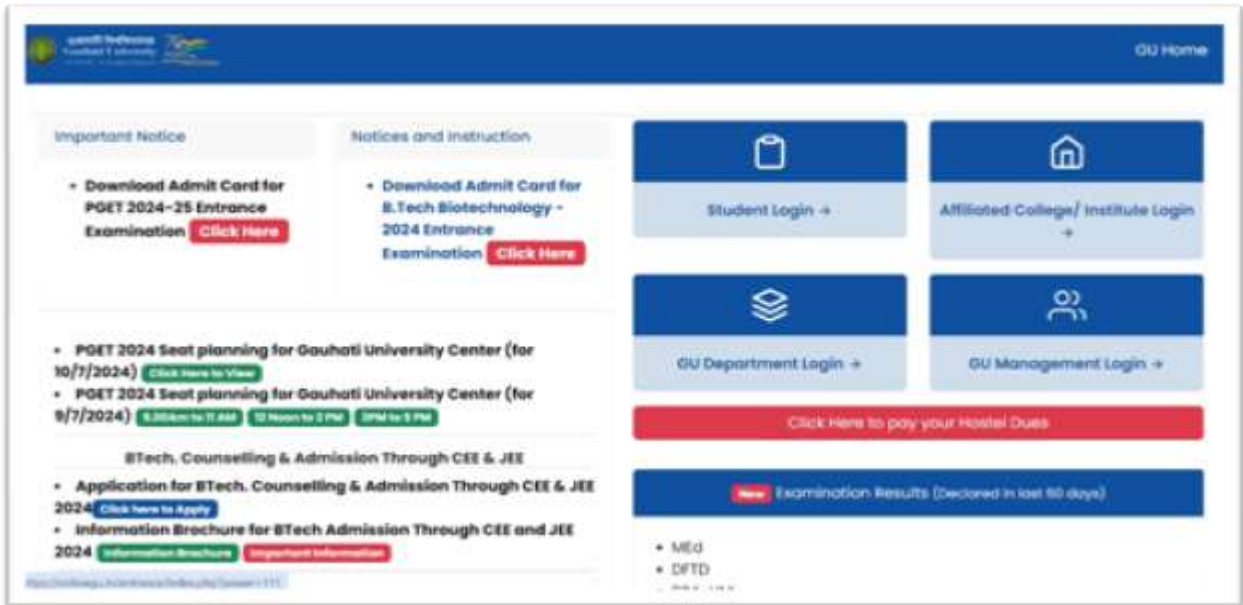
Online Registration Application Form Fill Up Upload Documents Print Documents Review Merit List

For New Applicant

Before filling the application form the New Applicant need to Register themselves on the portal using a valid Email, Phone Number by clicking on "New Registration" button. One mobile number and email-id can be use only by one applicant.

[Admission and subject related queries contact with College authority on working days.](#)

Examination



The screenshot shows the Gauhati University website home page. At the top, there is a blue header with the university logo and name on the left, and "GU Home" on the right. Below the header, the page is divided into several sections. On the left, there are two columns of "Important Notice" and "Notices and instruction". The "Important Notice" section contains two bullet points about downloading admit cards for POET 2024-25 Entrance Examination, each with a "Click Here" link. The "Notices and instruction" section contains one bullet point about downloading an admit card for B.Tech Biotechnology - 2024 Entrance Examination, also with a "Click Here" link. Below these, there are two more bullet points about POET 2024 seat planning for Gauhati University Center (for 10/7/2024 and 9/7/2024), each with a "Click Here to View" link. Further down, there is a section for "BTech, Counselling & Admission Through CEE & JEE" with three bullet points: "Application for BTech, Counselling & Admission Through CEE & JEE 2024" (with a "Click here to Apply" link), "Information Brochure for BTech Admission Through CEE and JEE 2024" (with "Information Brochure" and "Important Information" links), and a link to "Application Form". On the right side, there are four blue buttons: "Student Login +", "Affiliated College/ Institute Login +", "GU Department Login +", and "GU Management Login +". Below these buttons is a red button that says "Click Here to pay your Hostel Dues". At the bottom right, there is a blue button that says "New Examination Results (Declared in last 50 days)" with a "View" link. Below this button, there are two bullet points: "MED" and "DFTD".



The screenshot shows the Gauhati University website dashboard. At the top, there is a blue header with the university logo and name on the left, and "My Website", "Change Password", and "Logout" on the right. Below the header, there is a yellow banner with a message: "Please, For any query, please feel free to contact us between 11:00 AM to 05:00 PM (Monday to Friday) at: +91-9870291045 or Write us at guuonline@gmail.com". Below the banner, there is a section titled "MODULES ASSIGNED" with a dropdown menu showing "University Administrative Office". Below this, there are three icons: "GU DEPARTMENT / COLLEGE / OFFICE", "POST EXAMINATION", and "PRE EXAMINATION". At the bottom, there is a grey bar that says "Managed by" followed by a logo.